

## Request for Window Estimate

Name: \_\_\_\_\_ Phone: \_\_\_\_\_

Address: \_\_\_\_\_

This form has been designed to help you get a quick cost estimate on Milgard replacement windows. Please take a moment to fill out this form so we can answer all your questions and help you make the right choice for your home.

**Instructions:**

1. General information – Circle the correct information for your home.
2. Measure the width and height for each window in your home.
3. Determine the type of operation you want for each window. (All operations are viewed from outside the home.)
4. Determine what options you want for each window. If you are not sure, leave that part blank until a representative can explain the options to you.

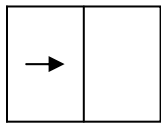
**1. General information:**

The exterior of your home is:      stucco                      siding  
 Your old windows are:              wood                              metal

**2. Measurements:**

WINDOW	ROOM	WIDTH	HEIGHT	STYLE	GRIDS	GLASS
SAMPLE	KITCHEN	70 “	42 “	HV	NO	CL
1						
2						
3						
4						
5						
6						
7						
8						
9						
10						

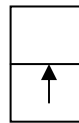
**3. Type of operation:**



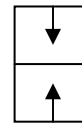
Half Vent  
(HV)



Double Vent  
(DV)



Single Hung      Double Hung  
(SH)



Double Hung  
(DH)



Picture Window  
(PW)

**4. Options:**

**New Window Frames: Vinyl**

Choose Frame color:    Tan              White

**New Window Frames: Aluminum**

Choose Frame color:    Bronze      White      Clear

**New Window Frames: Woodclad / Ultra**

Choose Frame color:    Brown      Sand      White  
                                     Green      Tan

**Glass Options:**

CL = Clear                      LE = Low E  
 TEMP = Tempered          SB = Solar Bronze  
 OBS = Obscure              SG = Solar Grey

**Grids:**    Yes      No  
 If Yes, choose -    5/8” Flat      1 1/16” Sculptured

Fax this request to Dick’s Rancho Glass at:  
 916-363-3502 (Routier Road Location) OR  
 916-863-2505 (Fair Oaks Location)